

Project Title: **Spring 2023 Evaluations**

Courses Audience: **27**

Responses Received: **19**

Response Ratio: **70.37%**

Subject Details

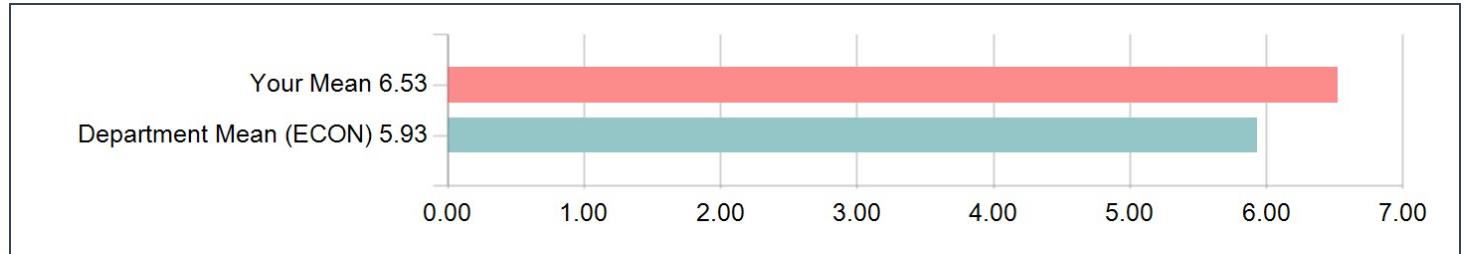
Name	ECON 140 DIS 101 Econometrics (EVAL FOR GSI)
DEPT_NAME	ECON
DEPT_FORM	ECON
EVALUATION_TYPE	G
First Name	Jonathan
Last Name	Old

FOR YOUR INFORMATION: Please note that "Department Mean" for each rating question is calculated using all sections in your department. This may include both Faculty and GSIs depending on whether the department has selected a question item to be used for both.

UNIVERSITY WIDE QUESTIONS (QUANTITATIVE/RATING):

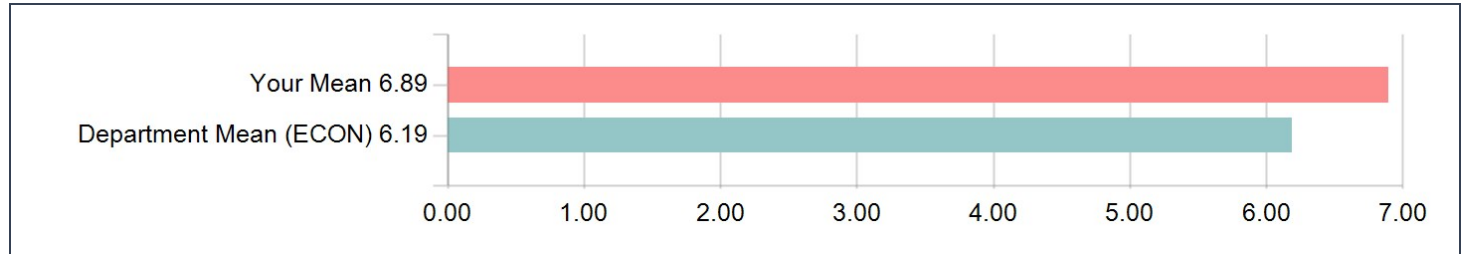
The items in this section are asked across all courses at Berkeley.

The GSI's instructional activities, contributions, and/or feedback enhanced my learning. ("Learning" may include gaining mastery of course content and new skills, exposure to new methodologies and modes of critical thinking, and extending the ability to express oneself on the topics treated in the course.)



The GSI's instructional activities, contributions, and/or feedback enhanced my learning. ("Learning" may include gaining mastery of course content and new skills, exposure to new methodologies and modes of critical thinking, and extending the ability to express oneself on the topics treated in the course.)		
Options	Count	Percentage
1-Strongly disagree	0	0.00%
2-Disagree	0	0.00%
3-Disagree Somewhat	0	0.00%
4-Neutral (neither agree nor disagree)	1	5.26%
5-Agree Somewhat	1	5.26%
6-Agree	4	21.05%
7-Strongly agree	13	68.42%
Statistics	Value	
Response Count	19	
Mean	6.53	
Median	7.00	
Standard Deviation	0.84	

The GSI created an environment in which I could feel included (for example, encouraged multiple voices/perspectives, welcomed questions and critiques, responded to student feedback).



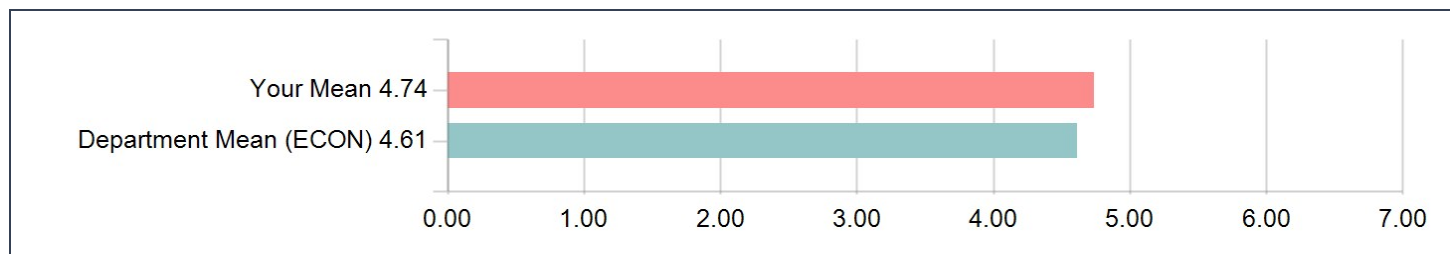
The GSI created an environment in which I could feel included (for example, encouraged multiple voices/perspectives, welcomed questions and critiques, responded to student feedback).

Options	Count	Percentage
1-Strongly disagree	0	0.00%
2-Disagree	0	0.00%
3-Disagree Somewhat	0	0.00%
4-Neutral (neither agree nor disagree)	0	0.00%
5-Agree Somewhat	0	0.00%
6-Agree	2	10.53%
7-Strongly agree	17	89.47%
Statistics	Value	
Response Count	19	
Mean	6.89	
Median	7.00	
Standard Deviation	0.32	

DEPARTMENT PROVIDED INSTRUCTOR QUESTIONS:

Items in this section were selected by ECON for inclusion on this evaluation.

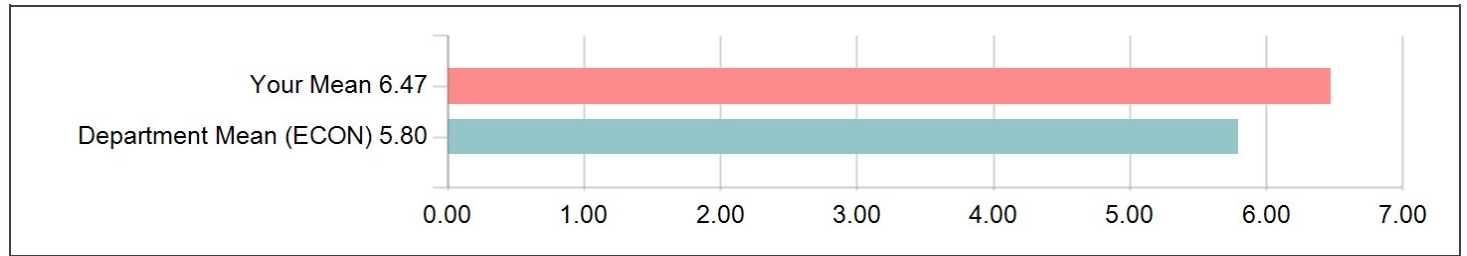
Considering my understanding of the material, the pace of the section meetings was
1=Much too slow, 4=About right, 7=Much too fast



Considering my understanding of the material, the pace of the section meetings was
1=Much too slow, 4=About right, 7=Much too fast

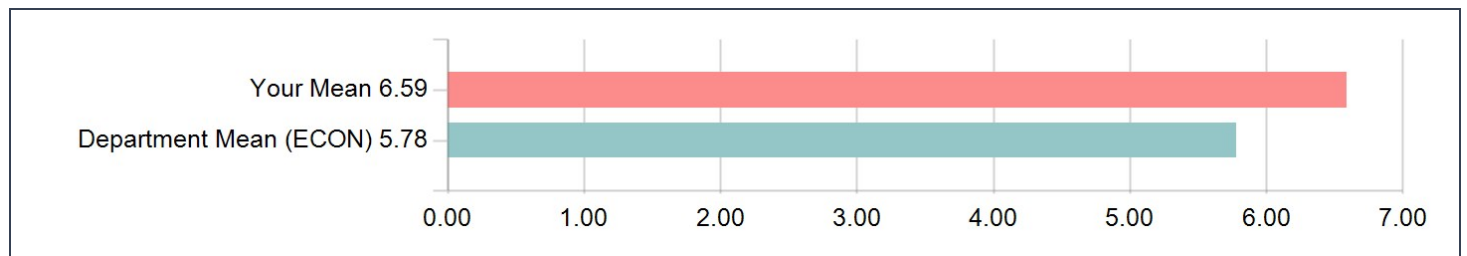
Options	Count	Percentage
1	0	0.00%
2	0	0.00%
3	0	0.00%
4	12	63.16%
5	3	15.79%
6	1	5.26%
7	3	15.79%
Statistics	Value	
Response Count	19	
Mean	4.74	
Median	4.00	
Standard Deviation	1.15	

Considering how the professor structured the course, the material presented in section was
1=Poorly chosen, 4=Satisfactory, 7=Excellent



Considering how the professor structured the course, the material presented in section was 1=Poorly chosen, 4=Satisfactory, 7=Excellent		
Options	Count	Percentage
1	0	0.00%
2	0	0.00%
3	0	0.00%
4	2	10.53%
5	0	0.00%
6	4	21.05%
7	13	68.42%
Statistics		Value
Response Count		19
Mean		6.47
Median		7.00
Standard Deviation		0.96

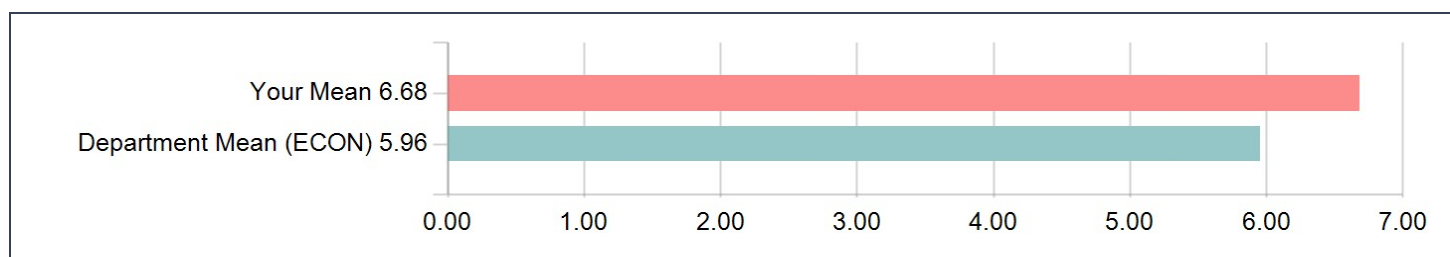
From my perspective the graduate student instructor's grading appears to be
1=Unfair, 4=Satisfactory, 7=Very conscientious



From my perspective the graduate student instructor's grading appears to be
1=Unfair, 4=Satisfactory, 7=Very conscientious

Options	Count	Percentage
1	0	0.00%
2	0	0.00%
3	0	0.00%
4	1	5.88%
5	0	0.00%
6	4	23.53%
7	12	70.59%
Statistics		Value
Response Count		17
Mean		6.59
Median		7.00
Standard Deviation		0.80

Considering both the limitations and possibilities of the subject matter and the course, how would you rate the overall effectiveness of this graduate student instructor?



Considering both the limitations and possibilities of the subject matter and the course, how would you rate the overall effectiveness of this graduate student instructor?

Options	Count	Percentage
1-Not at all Effective	0	0.00%
2	0	0.00%
3	0	0.00%
4-Moderately Effective	0	0.00%
5	2	10.53%
6	2	10.53%
7-Extremely Effective	15	78.95%
Statistics		Value
Response Count		19
Mean		6.68
Median		7.00
Standard Deviation		0.67

DEPARTMENT PROVIDED COURSE QUESTIONS:

Items in this section were selected by ECON for inclusion on this evaluation.

Please identify what you consider to be the strengths of the course (or section).

Comments
Super helpful! I would not say Jonathan is among the top 5% GSI I've met, but it is truth.
Very good slides. Very interactive with the class, makes it easy for students to speak.
Jonathan is so kind and personable! Helped with really establishing comfortability in the classroom!
Jonathan is a great GSI. His sections were fun and clear structured. We really enjoyed his sections and hope he could know about this!
Jonathan encouraged participation in the section and tried to make things as interactive as possible. I'm not normally one to speak out in class, but the environment was perfect for me to do this. He is a charming teacher and made sure that sections were enjoyable for everyone who attended. So far, he is the best GSI I have had in the Economics department.
There was a combination of group work, lectures, space to ask questions, and working on assignments that helped to elevate the learning experience and made it easier to grasp the material.
Jonathan really knows how to teach the boring material in a much more fun way and I really enjoy his section (never missed anyone of them)
Jonathan is an incredible GSI. You can tell he really loves teaching and puts in extra effort to make great slides, content, and examples. He makes it more enjoyable and is a great GSI.
This section feels like a safe space. I thank Jonathan for being welcoming and encouraging to students of all skill levels and backgrounds in econometrics.
Slides were always very helpful. There were only a few, but the animations were also very helpful.
The biggest strength of the section was how welcoming he is for students to ask questions on where they feel confused.
The group practice problems were helpful. It was nice to see people work things out.
Section materials are very well prepared, which clearly highlights important concepts introduced in class. Teaching style is engaging and well paced! The GSI is also very approachable both in class and outside of class. Very helpful!

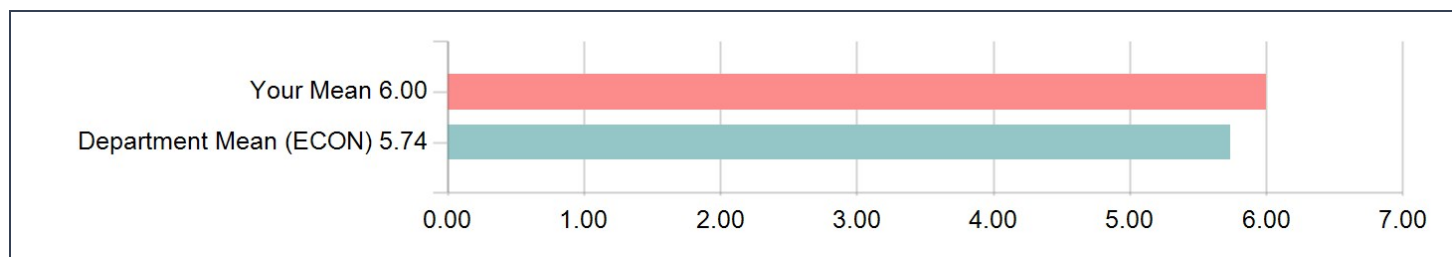
Please identify area(s) where you think the course could be improved.

Comments
N/A
I think it could be beneficial to all students if section was made optional. When the students who don't have much interest in section show up, it brings down the morale and energy of the whole room. I felt bad because Jonathan would put in a good amount of energy into his sections and it often wasn't reciprocated
Recorded discussion sections.
Nothing, JONATHAN IS THE BEST
This class felt very conceptual, or at least lectures. I think having more examples of applying the concepts would have been useful. I know the worksheets were intended for that but I think the worksheets were sometimes very dense and I wouldn't be able to finish them.
Sometimes the material was a bit boring/dry.
Uploading slides ahead of time.
Perhaps more section assignment explanation time.

What advice would you give to another student who is considering taking this course?

Comments
Just choose Jonathan's section!
Ask questions and try your best not to fall behind because it often compounds!
Stay on top of your work. This class is not one where you can skip lectures and cram material right before exams. Attend lectures and sections in person even if things aren't making sense.
Make sure you attend lectures, and definitely make sure you attend discussion sections – but also take advantage of the recordings to go over and cement the concepts and materials ahead of the exams.
Take it with JONATHAN
pick a good GSI!
You should have some programming skills, even if its the slightest knowledge of R or Python. It helps.
Pay attention in lecture/review the recordings if needed and go to section.
Please ask questions, no matter how simple the question may be.
Do the section handouts if you have time.
Attend sections, approach GSIs and Professors if needed. Do assignments on time and start reviewing early.

Considering both the limitations and possibilities of the subject matter and the course, how would you rate the overall effectiveness of this course?



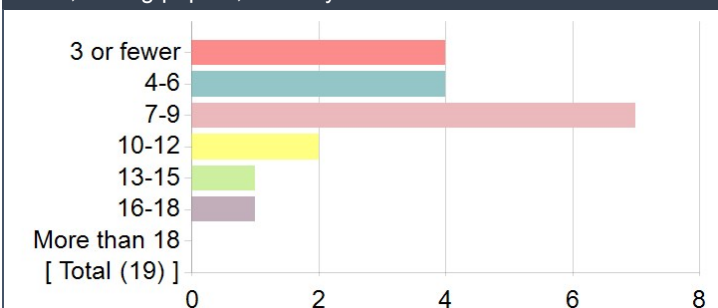
Considering both the limitations and possibilities of the subject matter and the course, how would you rate the overall effectiveness of this course?		
Options	Count	Percentage
1-Not at all Effective	0	0.00%
2	0	0.00%
3	0	0.00%
4-Moderately Effective	3	15.79%
5	2	10.53%
6	6	31.58%
7-Extremely Effective	8	42.11%
Statistics		Value
Response Count		19
Mean		6.00
Median		6.00
Standard Deviation		1.11

DEPARTMENT PROVIDED STUDENT INFORMATION QUESTIONS

Items in this section were selected by ECON for inclusion on this evaluation.

On average, how many hours per week have you spent on this course, including attending classes, doing readings, reviewing notes, writing papers, and any other course-related work?

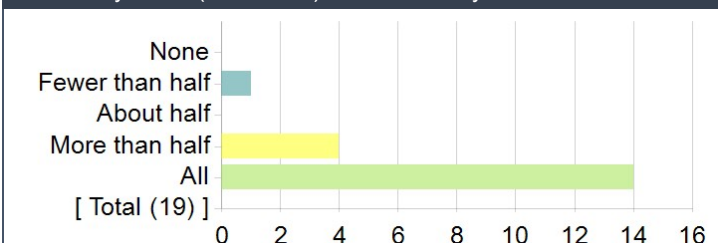
On average, how many hours per week have you spent on this course, including attending classes, doing readings, reviewing notes, writing papers, and any other course-related work?



Options	Count	Percentage
3 or fewer	4	21.05%
4-6	4	21.05%
7-9	7	36.84%
10-12	2	10.53%
13-15	1	5.26%
16-18	1	5.26%
More than 18	0	0.00%
Statistics	Value	
Response Count	19	

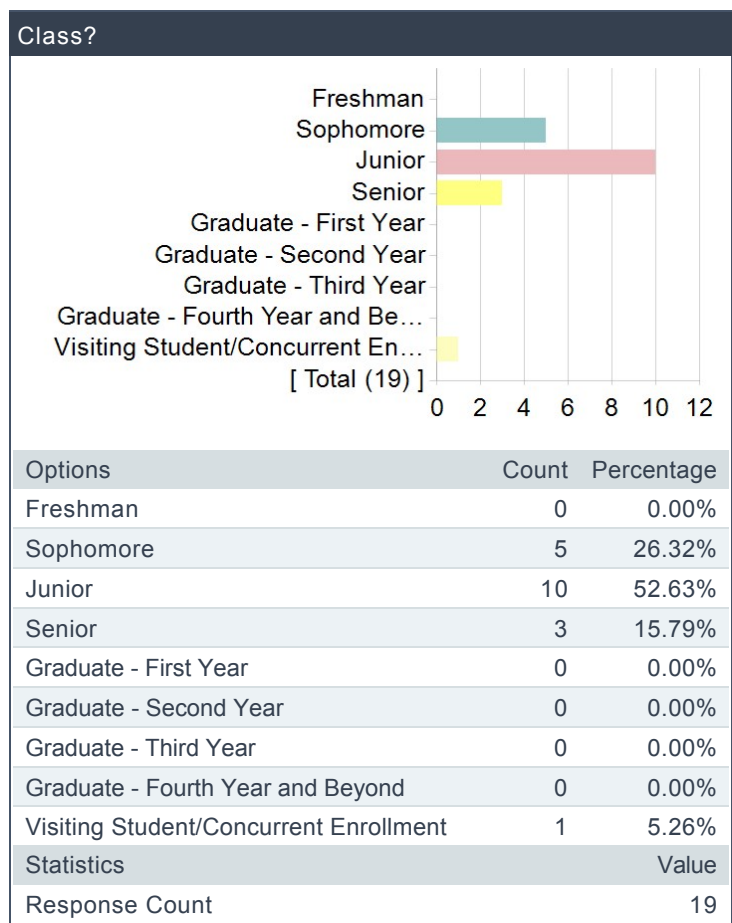
How many class (or section) sessions did you attend?

How many class (or section) sessions did you attend?

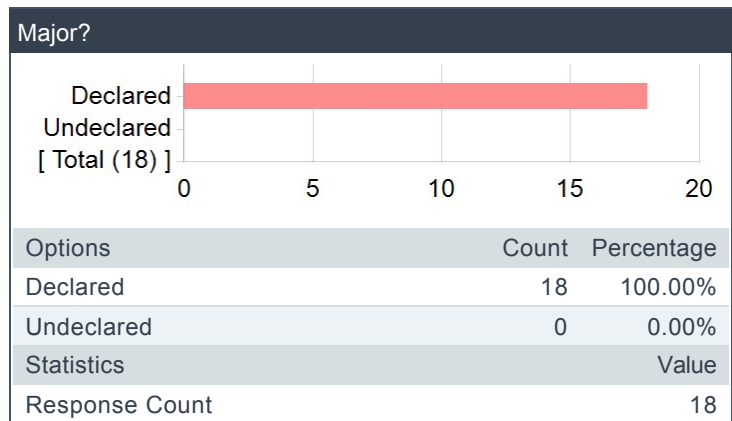


Options	Count	Percentage
None	0	0.00%
Fewer than half	1	5.26%
About half	0	0.00%
More than half	4	21.05%
All	14	73.68%
Statistics	Value	
Response Count	19	

Class?



Major?



Your Major? (List All)

Comments
Public Health
Economics and Sociology
Civil engineering, data science
stats, data science and econ
Political Science, Economics
Economics
Economics
political economy and data science
Data Science, Legal Studies
EECS, Economics
Economics
Economics
Economic
Economics
Economics and Psychology with Design Certificate
CS and ECON

Is this course required or strongly suggested for your major or intended major?

